

## Standard Series – 13 in. X 20 in. Jumbo Valve Box

### APPLICATION

- Protects critical infrastructure such as irrigation control valves, sewer cleanouts, wire splices, and backflow valves
- Provides easy access for service and maintenance

### FEATURES

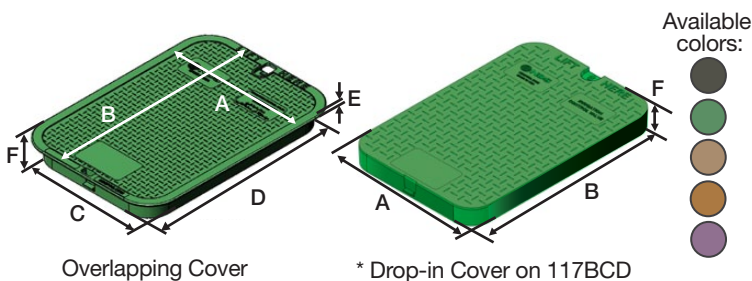
- Structural support ribs reinforce box for added strength
- Box includes 3/8 in.-16 brass nut for bolt-down capability
- Fits all 13 in. X 20 in. covers and extensions

### SPECIFICATIONS

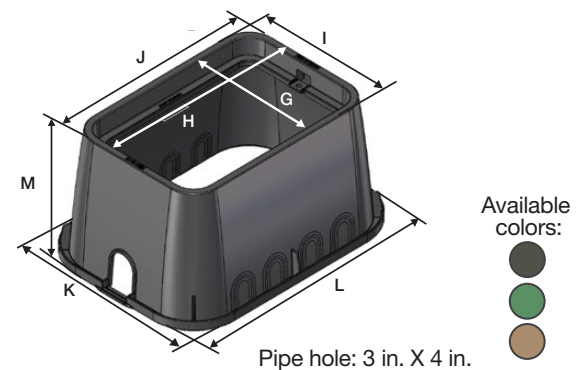
- Box material: PP
- Cover material: HDPE
- Box weight: 8.05 lbs.
- Cover weight: 4.45 lbs.
- Total weight 12.5 lbs.
- Load rating: Pedestrian and lawn care equipment

### WARRANTY

- Limited one-year warranty



COVER DIMENSIONS (NOMINAL)		
		117BCD only
A. Top width	14-7/8 in.	13 in.
B. Top length	21-1/2 in.	19-3/4 in.
C. Bottom width	13 in.	
D. Bottom length	19-3/4 in.	
E. Rim thickness	1/4 in.	
F. Overall height	2 in.	2 in.



BOX DIMENSIONS (NOMINAL)	
G. Top inside width	13-3/8 in.
H. Top inside length	20 in.
I. Top outside width	14-7/8 in.
J. Top outside length	21-1/2 in.
Bottom inside width	17 in.
Bottom inside length	24-5/8 in.
K. Bottom outside width	19-1/4 in.
L. Bottom outside length	25-7/8 in.
M. Height	12-1/2 in.

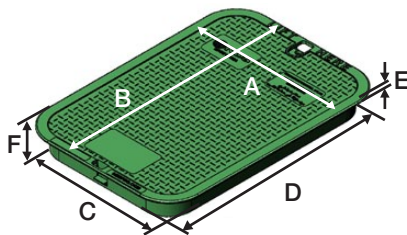
## Standard Series – 13 in. X 20 in. Jumbo Valve Box 6 in. Extension

### SPECIFICATIONS

- Box material: HDPE
- Cover material: HDPE
- Box weight: 6.6 lbs.
- Cover weight: 4.45 lbs.
- Total weight 11.05 lbs.
- Load rating: Pedestrian and lawn care equipment

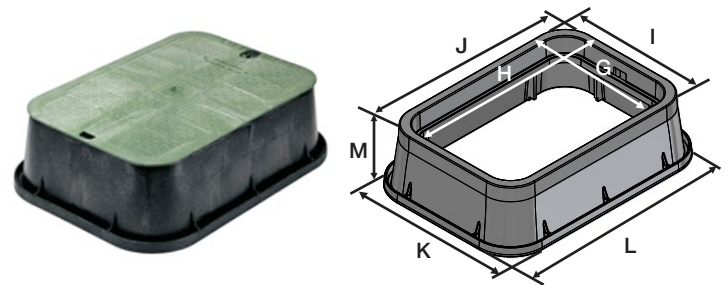
Straight wall extension: Stands alone as a short box or adds 6 in. when stacked on 13 in. X 20 in. valve box

Tapered wall extension: Stands alone as a short box or adds 3-7/8 in. when stacked on 13 in. X 20 in. valve box




COVER DIMENSIONS (NOMINAL)	
A. Top width	14-7/8 in.
B. Top length	21-1/2 in.
C. Bottom width	13 in.
D. Bottom length	19-3/4 in.
E. Rim thickness	1/4 in.
F. Overall height	2 in.

Straight Wall 6 in. Extension



Tapered Wall 6 in. Extension



BOX DIMENSIONS (NOMINAL)		
	Straight Wall	Tapered Wall
G. Top inside width	13-1/4 in.	13-3/8 in.
H. Top inside length	19-7/8 in.	19-7/8 in.
I. Top outside width	15 in.	15 in.
J. Top outside length	21-5/8 in.	21-5/8 in.
Bottom inside width	15-7/8 in.	16 in.
Bottom inside length	22-1/2 in.	22-1/4 in.
K. Bottom outside width	17-5/8 in.	17-7/8 in.
L. Bottom outside length	24-1/4 in.	24-1/16 in.
M. Height	6-1/2 in.	6-1/2 in.

## Box and Cover

PART NUMBER	DESCRIPTION	BOX COLOR	COVER COLOR	COVER MARKING
117BC	12 IN. TALL BOX WITH OVERLAPPING COVER	BLACK	GREEN	IRRIGATION CONTROL VALVE
117BC BLK	12 IN. TALL BOX WITH OVERLAPPING COVER	BLACK	BLACK	IRRIGATION CONTROL VALVE
117BC SAND	12 IN. TALL BOX WITH OVERLAPPING COVER.	SAND.	SAND.	IRRIGATION CONTROL VALVE.
117BCD	12 IN. TALL BOX WITH OVERLAPPING COVER	BLACK	GREEN	IRRIGATION CONTROL VALVE
117BCR	12 IN. TALL BOX WITH OVERLAPPING COVER	BLACK	PURPLE	RECLAIMED WATER
117BCS	12 IN. TALL BOX WITH OVERLAPPING COVER	BLACK	GREEN	SEWER
117BCW	12 IN. TALL BOX WITH OVERLAPPING COVER	BLACK	BLACK	WATER
117PBCR	12 IN. TALL BOX WITH OVERLAPPING COVER*	BLACK	PURPLE.	RECLAIMED WATER.
118BC	12 IN. TALL BOX WITH OVERLAPPING COVER	GREEN	GREEN	IRRIGATION CONTROL VALVE
118BCS	12 IN. TALL BOX WITH OVERLAPPING COVER	GREEN	GREEN	SEWER
119	6 IN. TALL EXTENSION BOX WITH OVERLAPPING COVER	BLACK	GREEN	IRRIGATION CONTROL VALVE
119 SAND	6 IN. TALL EXTENSION BOX WITH OVERLAPPING COVER	SAND	SAND	IRRIGATION CONTROL VALVE
120	6 IN. TALL EXTENSION BOX WITH OVERLAPPING COVER	GREEN	GREEN	IRRIGATION CONTROL VALVE
119TBC	6 IN. TALL TAPERED EXTENSION BOX WITH OVERLAPPING COVER	BLACK	GREEN	IRRIGATION CONTROL VALVE
119TBCR	6 IN. TALL TAPERED EXTENSION BOX WITH OVERLAPPING COVER	BLACK	PURPLE	RECLAIMED WATER

## Cover Only

PART NUMBER	DESCRIPTION	COVER COLOR	COVER MARKING
117C	OVERLAPPING COVER	GREEN	IRRIGATION CONTROL VALVE
117C BRN	OVERLAPPING COVER	BROWN	IRRIGATION CONTROL VALVE
117C SAND	OVERLAPPING COVER	SAND	IRRIGATION CONTROL VALVE
117CB	OVERLAPPING COVER	BLACK	IRRIGATION CONTROL VALVE
117CR	OVERLAPPING COVER	PURPLE	RECLAIMED WATER
117CS	OVERLAPPING COVER	GREEN	SEWER
117CW	OVERLAPPING COVER	BLACK	WATER

## Box Only

PART NUMBER	DESCRIPTION	BOX COLOR
117-6	6 IN. TALL EXTENSION BOX	BLACK
118-6	6 IN. TALL EXTENSION BOX	GREEN
117B	12 IN. TALL BOX	BLACK
118B	12 IN. TALL BOX	GREEN

## Accessories

PART NUMBER	DESCRIPTION	SIZE
113BB	STAINLESS STEEL BOLT	2-1/2 IN. X 3/8 IN.